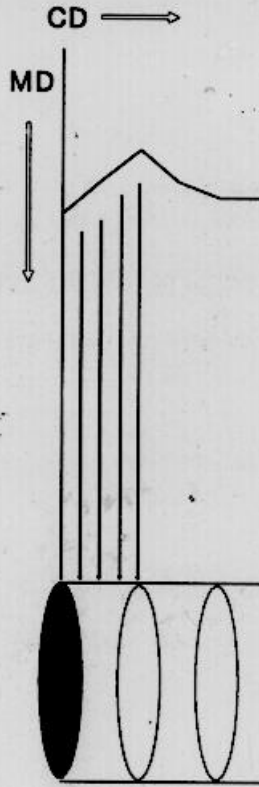
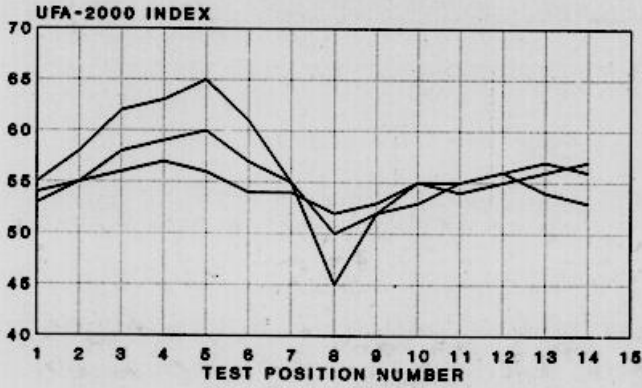


PRODUCTION CONTROL

FORMATION CONTROLLING TARGET



ON SCREEN PROFILE REPORT

APPLIED VISION SYSTEMS

TEST NUMBER	UFA INDEX NUMBER
AVG	33.14

48.1>	
46.1>	
44.1>	
42.1>	
40.1>	
38.1>	
36.1>	
AVG	
33.1	
30.1>	
28.1>	
26.1>	
24.1>	
22.1>	
20.1>	
18.1>	

1/4 TO CHANGE SCALE 1.00
←/→ TO SELECT POINT
POINTS 1 - 10

ON SCREEN SAMPLE IMAGE

1 34.92

ESC = MAIN MENU

ON SCREEN FLOC AND VOID IMAGE

2 34.92

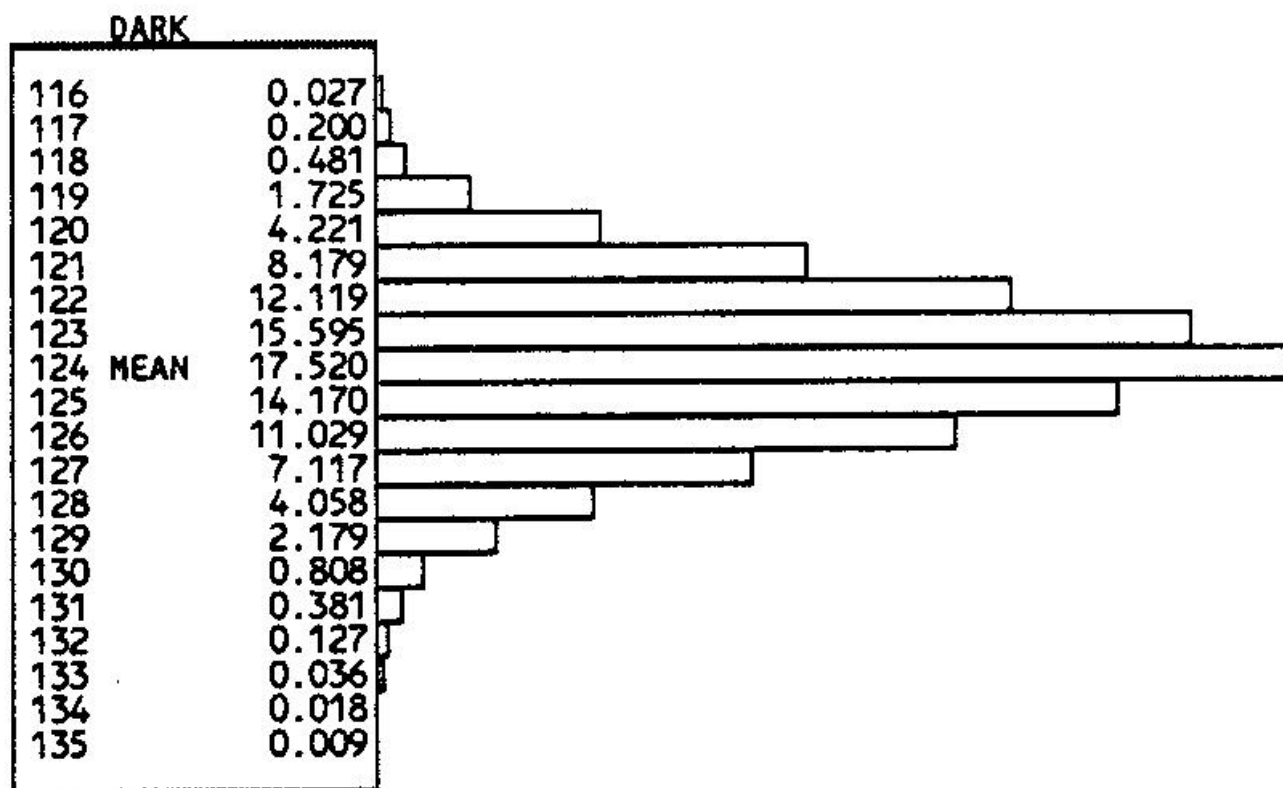
1 34.92

ESC = MAIN MENU
F12 = PRINT F&U

PRINTED HISTOGRAM

INTENSITY
GRAYLEVEL
VARIATION
FROM MEAN

% OF
SAMPLE



LIGHT

TEST NUMBER = 11
UFA INDEX = 38.94
STD DEV = 13.30

MAIN MENU

MAIN MENU

MILL/CUSTOMER Fine Paper
FILE NUMBER DON'T SAVE
MACH./POSITION
GRADE GRADE NOT FOUND
SAMPLE ID Recycled
DATE/TIME Tue May 27 14:25
CONTINUE TEST

QUICK KEYS

USE UP/DOWN ARROWS TO SELECT ITEM
PRESS SPACE BAR SEE TO CHOICES
PRESS ENTER TO START TESTING
F10=FEATURES MENU
F1=LAST REPORT F2=AUG/PROFILE
F4=TABULATION
F12=PRINT REPORT(S)

FORMATION INDEX VERSUS VISUAL OBSERVER FOR 8 DIVERSE SAMPLES

